

ANNEXURE XLI
(Chapter XIV, Para 26.9)
FORM 20

FINAL RESULT SHEET
[See Rule 56C (2) (C)]

PART I


(To be used both for Parliamentary and Assembly Election)
Total No. of Electors in Assembly Constituency:
Name of the Assembly Constituency :
(in the case of Election from a Parliamentary Constituency)

80765+695=81460
47-Ghumarwin


Sr. No.	Number of Polling Station	No. of valid votes Cast in favour of			Total valid votes	No. of Rejected votes	Votes for NOTA Option	Total	No. of Tendered votes	Test Votes
		Rajinder Garg	Rajesh Dharmani	Suresh Kumar						
1	1-HAMBOT	399	410	17	826	0	11	837	0	0
2	2-KANJYAN	172	137	5	314	0	3	317	0	0
3	3-KOT-1	306	225	3	534	0	8	542	0	0
4	4-KOT-2	368	289	7	664	0	6	670	0	0
5	5-HATWAR-1	351	353	9	713	0	12	725	0	0
6	6-HATWAR-2	392	301	5	698	0	4	702	0	0
7	7-HATWAR-3	335	337	7	679	0	2	681	0	0
8	8-HATWAR-4	313	330	7	650	0	10	660	0	0
9	9-BUM-1	350	291	4	645	0	5	650	0	0
10	10-BUM-2	289	216	6	511	0	4	515	0	0
Sub-Total Forward to page 2		3275	2889	70	6234	0	65	6299	0	0


 Returning Officer (S.D.M)
 47- Ghumarwin
 Dist. Bilaspur (H.P.)


Sr. No.	Number of Polling Station	No. of valid votes Cast in favour of			Total valid votes	No. of Rejected votes	Votes for NOTA Option	Total	No. of Tendered votes	Test Votes
		Rajinder Garg	Rajesh Dharmani	Suresh Kumar						
Sub-Total Brought Forward from page 1		3275	2889	70	6234 ✓	0	65 ✓	6299 ✓	0	0
11	11-PANTEHARA-1	319	322	6	647	0	4	651	0	0
12	12-PANTEHRA -2	216	229	7	452	0	4	456	0	0
13	13-BHATWARA	167	104	1	272	0	2	274	0	0
14	14-MARHANA-1	449	285	5	739	0	2	741	0	0
15	15-MARHANA-2	266	159	6	431	0	7	438	0	0
16	15A-MARHANA-2	171	210	3	384	0	0	384	0	0
17	16-BOUNI DHALYANI	158	100	2	260	0	1	261	0	0
18	17-GHANDALWIN-1	400	215	6	621	0	2	623	0	0
19	18-GHANDALWIN-2	375	280	4	659	0	3	662	0	0
20	18A-GHANDALWIN-2	112	155	0	267	0	2	269	0	0
21	19-MIHARA	245	143	4	392	0	3	395	0	0
22	20-BAROTA-1	202	244	5	451	0	2	453	0	0
23	20A-BAROTA-1	247	176	0	423	0	6	429	0	0
24	21-BAROTA-2	345	229	2	576	0	1	577	0	0
25	22-BALOTA	137	60	2	199	0	0	199	0	0
26	23-TADAUN	394	366	3	763	0	6	769	0	0
27	24-LEHARI SARHEL-1	340	243	7	590	0	5	595	0	0
28	25-LEHARI SARHEL-2	208	135	3	346	0	1	347	0	0
29	26-BHARARI	407	158	4	569	0	3	572	0	0
30	27-LADHYANI	453	231	2	686	0	7	693	0	0
31	28-DAMEHAR	307	230	5	542	0	4	546	0	0
32	29-LOHAT	275	225	1	501	0	1	502	0	0
33	30-BHAPRAL 1	248	157	0	405	0	1	406	0	0
34	31-BHAPRAL 2	512	289	5	806	0	3	809	0	0
Sub-Total Forward to page 3		10228	7834	153	18215 ✓	0	135 ✓	18350 ✓	0	0


 Returning Officer (S.D.M)
 47- Ghumarwin,
 Dist. Bilaspur (H.P.) Page 2 of 5

Sr. No.	Number of Polling Station	No. of valid votes Cast in favour of			Total valid votes	No. of Rejected votes	Votes for NOTA Option	Total	No. of Tendered votes	Test Votes
		Rajinder Garg	Rajesh Dharmani	Suresh Kumar						
Sub-Total Brought Forward from page 2		10228	7834	153	18215	0	135	18350	0	0
35	32-SALAON UPRELI	374	351	4	729	0	2	731	0	0
36	33-THANDODA	499	91	1	591	0	4	595	0	0
37	33A-THANDODA	332	43	1	376	0	2	378	0	0
38	34-LETHWIN	319	213	3	535	0	3	538	0	0
39	35-BHATER	326	176	3	505	0	2	507	0	0
40	36-BAH	384	338	9	731	0	1	732	0	0
41	37-JARODA	231	127	1	359	0	0	359	0	0
42	38-SEU	224	193	0	417	0	3	420	0	0
43	38A-SEU	421	162	4	587	0	2	589	0	0
44	39-BHADROG	561	311	1	873	0	4	877	0	0
45	40-KATHLAG	426	440	10	876	0	3	879	0	0
46	41-CHHANJIYAR	147	65	0	212	0	1	213	0	0
47	42-DADHOL KHURD	549	344	3	896	0	9	905	0	0
48	43-PADYALAG	192	206	3	401	0	1	402	0	0
49	44-CHAJOLI	357	251	1	609	0	3	612	0	0
50	45-DAKHYUT NICHLI	296	196	2	494	0	0	494	0	0
51	46-DANGAR	420	386	11	817	0	5	822	0	0
52	47-HARITALYANGER	353	246	9	608	0	2	610	0	0
53	48-CHOKHANA	236	117	5	358	0	3	361	0	0
54	49-CHHANDOH	300	244	10	554	0	4	558	0	0
55	50-MAKDA	446	264	2	712	0	4	716	0	0
56	51-MACHHWAN	307	241	0	548	0	2	550	0	0
57	52-PAPLAH	225	125	4	354	0	2	356	0	0
58	53-MUNDKHAR	409	233	5	647	0	0	647	0	0
Sub-Total Forward to page 4		18562	13197	245	32004	0	197	32201	0	0


 Returning Officer (N.S.P.)
 47- Chumarwin
 Dist. Bilaspur (H.P.)

Sr. No.	Number of Polling Station	No. of valid votes Cast in favour of			Total valid votes	No. of Rejected votes	Votes for NOTA Option	Total	No. of Tendered votes	Test Votes
		Rajinder Garg	Rajesh Dharmani	Suresh Kumar						
Sub-Total Brought Forward from page 3		18562	13197	245	32004	0	197	32201	0	0
59	54-TALAO	529	314	4	847	0	10	857	0	0
60	55-SANDYAR 1	440	404	10	854	0	7	861	0	0
61	56-SANDYAR 2	214	311	4	529	0	6	535	0	0
62	57-KAPAHRA 1	210	323	1	534	0	3	537	0	0
63	58-KAPAHRA 2	420	233	2	655	0	2	657	0	0
64	59-KALLER	455	359	7	821	0	5	826	0	0
65	60-DOON	433	275	4	712	0	7	719	0	0
66	61-BARI MAJHERWAN	421	319	2	742	0	8	750	0	0
67	62-KARANGORA	254	238	2	494	0	0	494	0	0
68	63-KOTLA	109	104	0	213	0	3	216	0	0
69	64-PATTA	445	435	5	885	0	5	890	0	0
70	65-DABHLA	499	284	5	788	0	3	791	0	0
71	66-GATOL	361	225	4	590	0	2	592	0	0
72	67-SOI	594	334	4	932	0	7	939	0	0
73	68-GHUMARWIN 1	413	272	3	688	0	4	692	0	0
74	69-GHUMARWIN 2	492	200	1	693	0	5	698	0	0
75	70-GHUMARWIN 3	463	232	8	703	0	4	707	0	0
76	71-GHUMARWIN 4	304	198	2	504	0	2	506	0	0
77	72-GHUMARWIN 5	336	269	3	608	0	8	616	0	0
78	73-LUHARWIN	307	104	2	413	0	0	413	0	0
79	73A-LUHARWIN	433	239	5	677	0	2	679	0	0
80	74-KOTHI-1	277	170	37	484	0	6	490	0	0
81	75-KOTHI-2	325	236	30	591	0	15	606	0	0
82	76-PANYALA	264	127	1	392	0	2	394	0	0
Sub-Total Forward to page 5		27560	19402	391	47353	0	313	47666	0	0


 Returning Officer (S.O.)
 47-Ghumarwin
 Dist. Bilaspur (H.P.) Page 4 of 5

Sr. No.	Number of Polling Station	No. of valid votes Cast in favour of			Total valid votes	No. of Rejected votes	Votes for NOTA Option	Total	No. of Tendered votes	Test Votes
		Rajinder Garg	Rajesh Dharmani	Suresh Kumar						
Sub-Total Brought Forward from page 4		27560	19402	391	47353	0	313	47666	0	0
83	77-TIUNKHAS	233	250	6	489	0	3	492	0	0
84	78-DUHGALI	187	51	0	238	0	2	240	0	0
85	79-MEHRAN	313	190	6	509	0	3	512	0	0
86	80-PANOH	390	354	6	750	0	16	766	0	0
87	81-TAKREHRA	493	415	7	915	0	3	918	0	0
88	82-ABDHANIGHAT	434	230	2	666	0	5	671	0	0
89	83-CHUWARI	136	431	0	567	0	2	569	0	0
90	84-BALHU KHARYALA	263	238	4	505	0	2	507	0	0
91	85-FATOH	235	165	2	402	0	2	404	0	0
92	85A-FATOH	291	268	3	562	0	6	568	0	0
93	86-AWARI-KHALEEN	398	183	4	585	0	6	591	0	0
94	86A-AWARI-KHALEEN	284	183	1	468	0	1	469	0	0
95	87-BHAGER	545	280	5	830	0	8	838	0	0
96	88-PANOL	437	235	0	672	0	1	673	0	0
97	89-AMARPUR 1	482	393	7	882	0	5	887	0	0
98	90-AMARPUR 2	460	143	6	609	0	3	612	0	0
99	91-AUHAR	500	292	7	799	0	1	800	0	0
100	92-BHAJWANI	356	294	11	661	0	5	666	0	0
Total No. Votes recorded at Polling Stations		33997	23997	468	58462	0	387	58849	0	0
No. of Votes Recorded on Postal Ballot Papers (To be filled in case of election from an Assembly Constituency)		849	414	7	1270	273	3	1546	0	0
Total Votes Polled		34846	24411	475	59732	273	390	60395	0	0

Place : Ghumarwin

Date : 18.12.2017

Returning Officer (SDM)
Assembly Constituency 47-Ghumarwin
Dist. Bilaspur (H.P.)