


# Session 1: Role of Police Officer during Pre Poll and Poll Day

Welcome to the Learning Module  
for Police Officers

## **Learning Objective -2 : To be able to list down the Election Preparatory Activities**



# Learning Objective -2 : To be able to list down the Election Preparatory Activities

## State Police Headquarter

Develop a checklist for key officials associated with the conduct of election indicating their duties and responsibilities in the light of **latest** instructions issued from Election Commission from time to time.

The DGP may Identify a senior officer who would function as a Nodal Officer to remain in touch with CEO on day to day basis to ensure that commissions' instructions are followed up and implemented from time to time

# Learning Objective -2 : To be able to list down the Election Preparatory Activities

## Planning of Training to Police

Let's get some election training now.



Selection of Master Trainers

Preparation of plan of training and schedule preparation

Finalization of training venue

Preparing the reference material indicating the relevant sections of various laws

Making the reference material available to all field officials as well

# **Learning Objective -2 : To be able to list down the Election Preparatory Activities**

You will now be able to

**2**

**To be able to list down the Election Preparatory Activities**

# **Learning Objective-3: To define the Roles & Responsibilities of Police Personnel at different levels**



# **Learning Point 3: To define the Roles & Responsibilities of Police Personnel at different levels**

## **3.1**

**To define the role  
of Police  
Personnel at  
different levels**

## **3.2**

**To define the  
responsibilities &  
authorities of  
Police Personnel**



## Sub Learning Point 3.1: To define the role of police personnel at different levels

Levels	Role
DGP	Overall State Responsibility
IG/DIG	Supervision in his range
CP/SP	Overall Planning & In-charge
JCP/Add. CP	Supervision
DCP	Overall in-charge of respective zone
DySP/ACP	Supervision & Execution
PI/PSI	Execution & Patrolling
ASI/HC/PC/ LRD	Local Duties





# Sub Learning Point 3.2 : To Define the Responsibilities and Authorities of Police Personnel

## Responsibilities

To ensure compliance with MCC in the area assigned

To maintain law and order in areas assigned

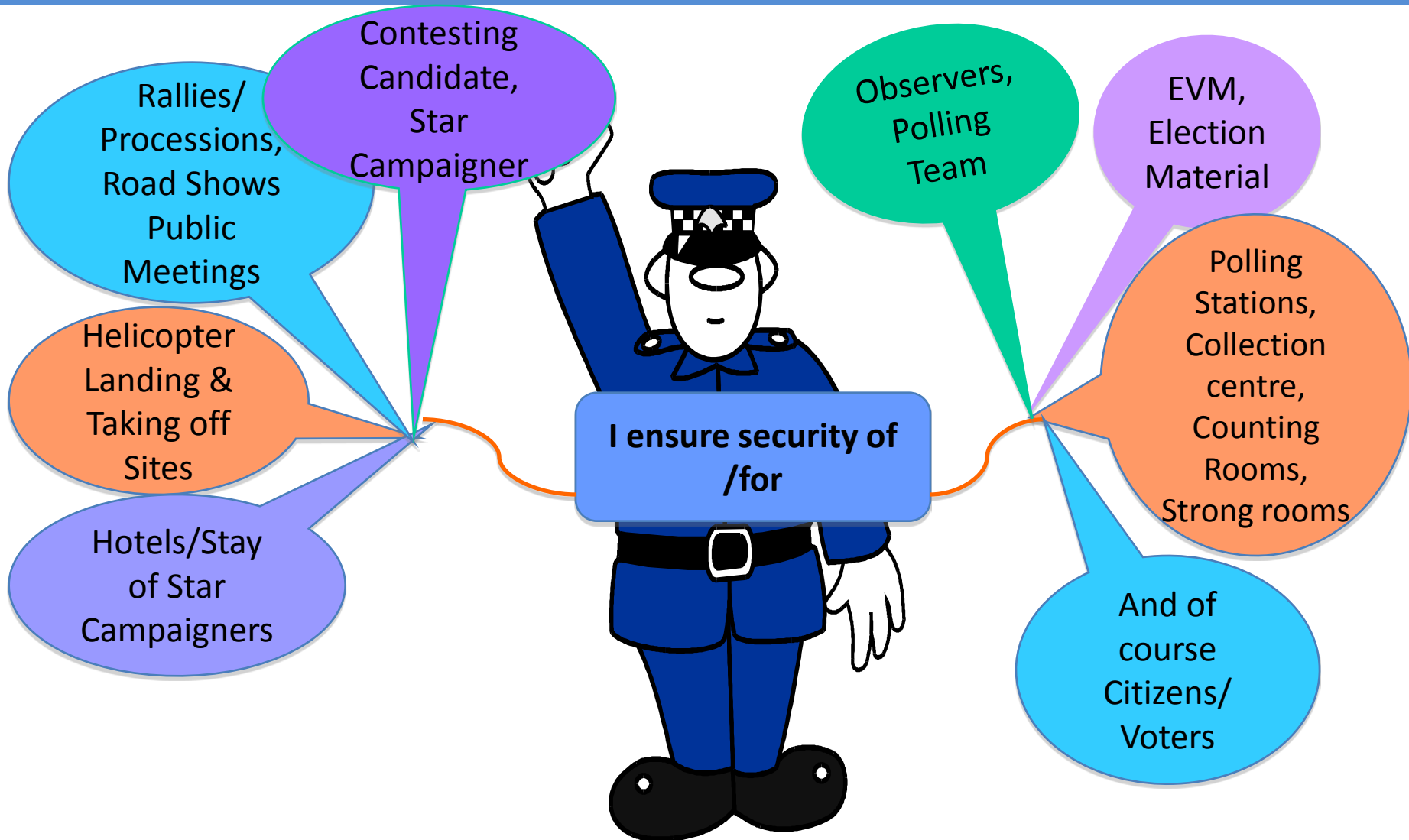
To take preventive measures

To protect Polling Personnel and Polling material from sabotage during transportation and storage

## Authorities

To take action against violators of the law in force at the time in the area assigned

# Sub Learning Point 3.2: To Define the Responsibilities and Authorities of Police Personnel



# **Learning Point 3: To define the Roles & Responsibilities of Police Personnel at different levels**

**We Have Discussed Now**

**3.1**

**To define the role  
of Police  
Personnel at  
different levels**

**3.2**

**To define the  
responsibilities &  
authorities of  
Police Personnel**





## **Learning Objective -4 : To be able to define Security & Force Deployment Plan and Responsibilities at different levels**

# Learning Objective 4: To be able to define Security Plan & Force Deployment and Responsibilities at different levels

4.1

To be able to define the Security and Force deployment Plan

4.2

To be conversant with the process of development of *Bandobast* Scheme

4.3

To be able to define the roles and responsibilities at different levels

# Sub Learning Point 4.1: To be able to define the Security Plan & Force Deployment

What is a Security & Force Deployment Plan & Why?



Security and Force deployment plan is made by State Police, taking into account the security needs during the elections and availability of forces in order to conduct free and fair elections.

In Gujarat Police's language it is called "*Bandobast Scheme*"



Purpose

Ensure that all polling stations are covered with adequate static duty reinforced by necessary mobile patrolling at the level of "zones" and "sectors".

# Sub Learning Point 4.1: To be able to define the Security Plan & Force Deployment

What does it include?



Requirements and availability of resources i.e Manpower, vehicles, weapons, wireless **sets** etc

Patrolling plan – Route map, number of patrolling vans and manpower

Communication Plan – Contact Details of Police officials, election officials, paramilitary etc.

Roles & Responsibilities at different levels

# Sub Learning Point 4.1: To be able to define the Security Plan & Force Deployment

## Preparing Communication Plan



Write personal mobile number of each police personnel in the scheme with name

Prepare a directory of officials with name, designation and contact number

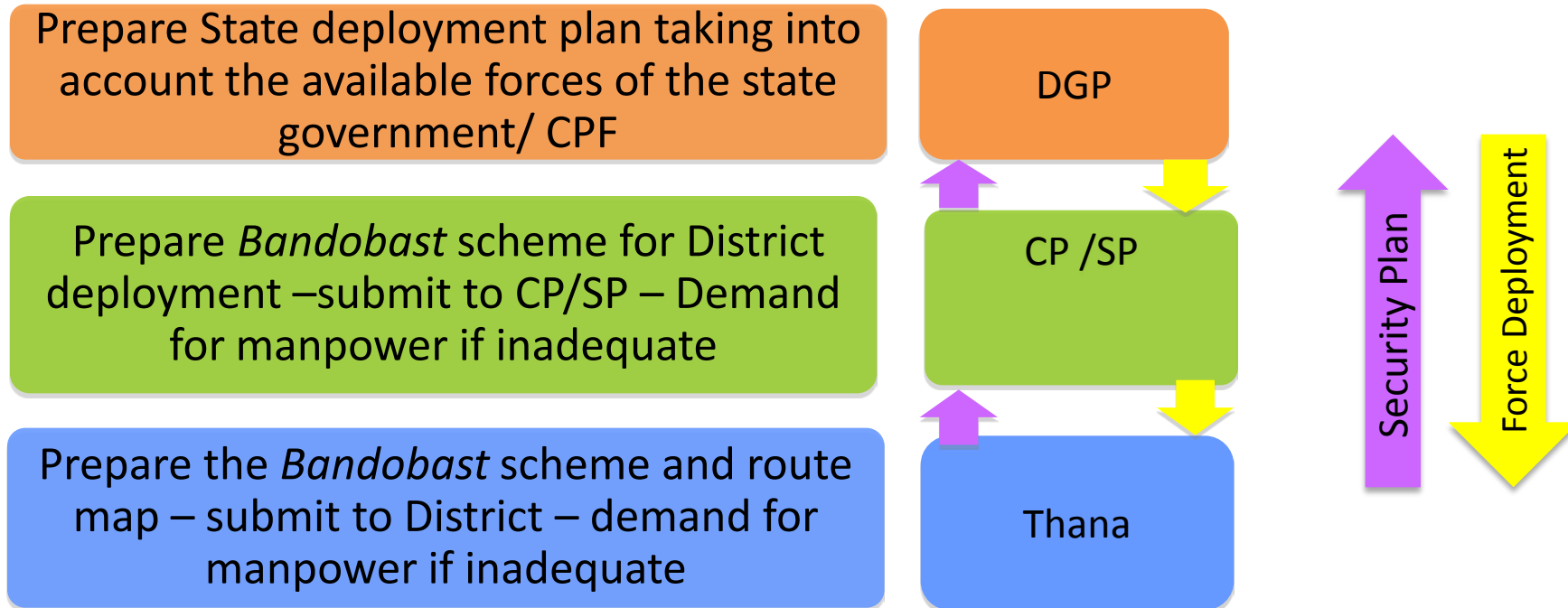
Include names of officers who come from outside in directory

Include name and contact details of key officials of paramilitary force



## Sub Learning Objective 4.2: To be conversant with the process of development of *Bandobast* Scheme

### Over all Process of Planning & Deployment



## Sub Learning Objective 4.2: To be conversant with the process of development of *Bandobast* Scheme

### Process of Planning at Thana level

Prepare the *Bandobast* Scheme for the areas covered under Thana and demand for resources from district, if inadequate

Submit the *Bandobast* Scheme to CP/SP

See what the Thana has and how much it needs from outside

Based on that, assess the Thana's requirements of manpower, vehicles, wireless **sets** check and any other equipments

Do the assessment of the Polling stations in the Thana areas (hyper sensitive/ sensitive/normal)

## Sub Learning Objective 4.2: To be conversant with the process of development of *Bandobast* Scheme

Process of Planning at  
District/ City Authorities/  
SP/CP

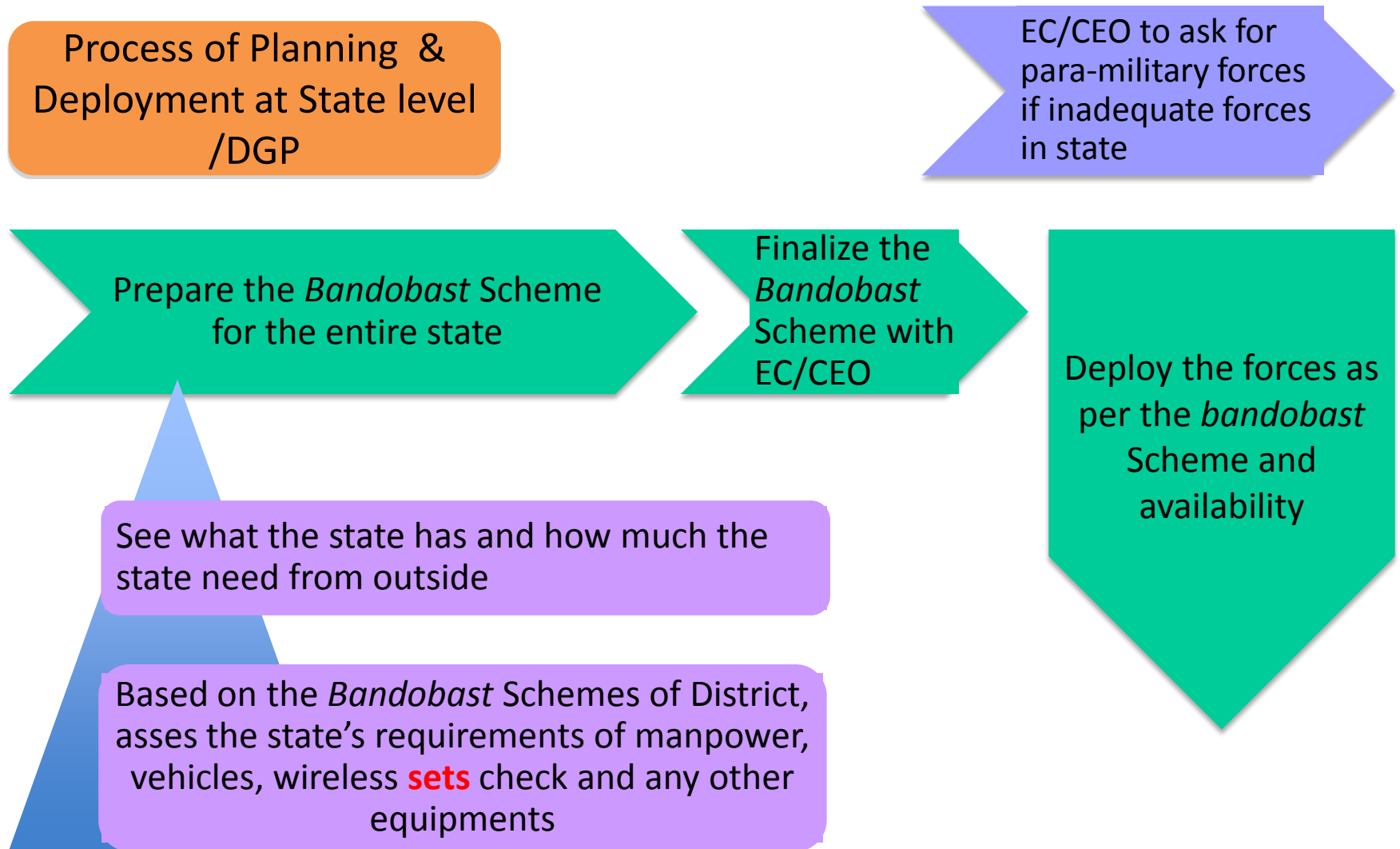
Prepare the *Bandobast* Scheme for the  
District /City and demand for resources  
from state, if inadequate

Submit the  
*Bandobast*  
Scheme to  
State / DGP


See what the district has and how much it needs from outside

Based on the *Bandobast* Schemes from Thana's, assess the District's  
requirements of manpower, vehicles, wireless **sets** check and any other  
equipments

# Sub Learning Objective 4.2: To be conversant with the process of development of *Bandobast* Scheme



## Sub Learning Point 4.3: To be able to define the role & responsibilities at different Levels



## Sub Learning Point 4.3: To be able to define the role & responsibilities at different Levels

Execution of  
*Bandobast*  
Scheme

DySP  
is responsible for

Managing and monitoring the officers working under him, weapons, vehicles and any other equipments

Ensuring proper execution of *Bandobast* Scheme in his area



# Sub Learning Point 4.3: To be able to define the role & responsibilities at different levels

Execution of  
*Bandobast*  
Scheme



Thana In-charge/ PI

Ensure execution of Bandobast Scheme without any error under the supervision of DySP

Take preventive measures to ensure law and order

Get all the information personally, do not depend /trust the writers and **Admin** staff

Ensure that you have name and contact details of Zonal Officer, Route In-charge, Polling Station In-charges, Head constable/ Police Constable

## Sub Learning Point 4.3: To be able to define the role & responsibilities at different Levels



Thana-In-Charge

Employ the force in patrolling, polling station etc.

Employ the excess force as a reserve force, keep them in ready position with helmet, lathi and vehicle

Transport the polling team and ensure they have reached in time and safely



# Sub Learning Point 4.3: To be able to define the role & responsibilities at different Levels

Thana-In-Charge

Yeah, it  
does  
work..

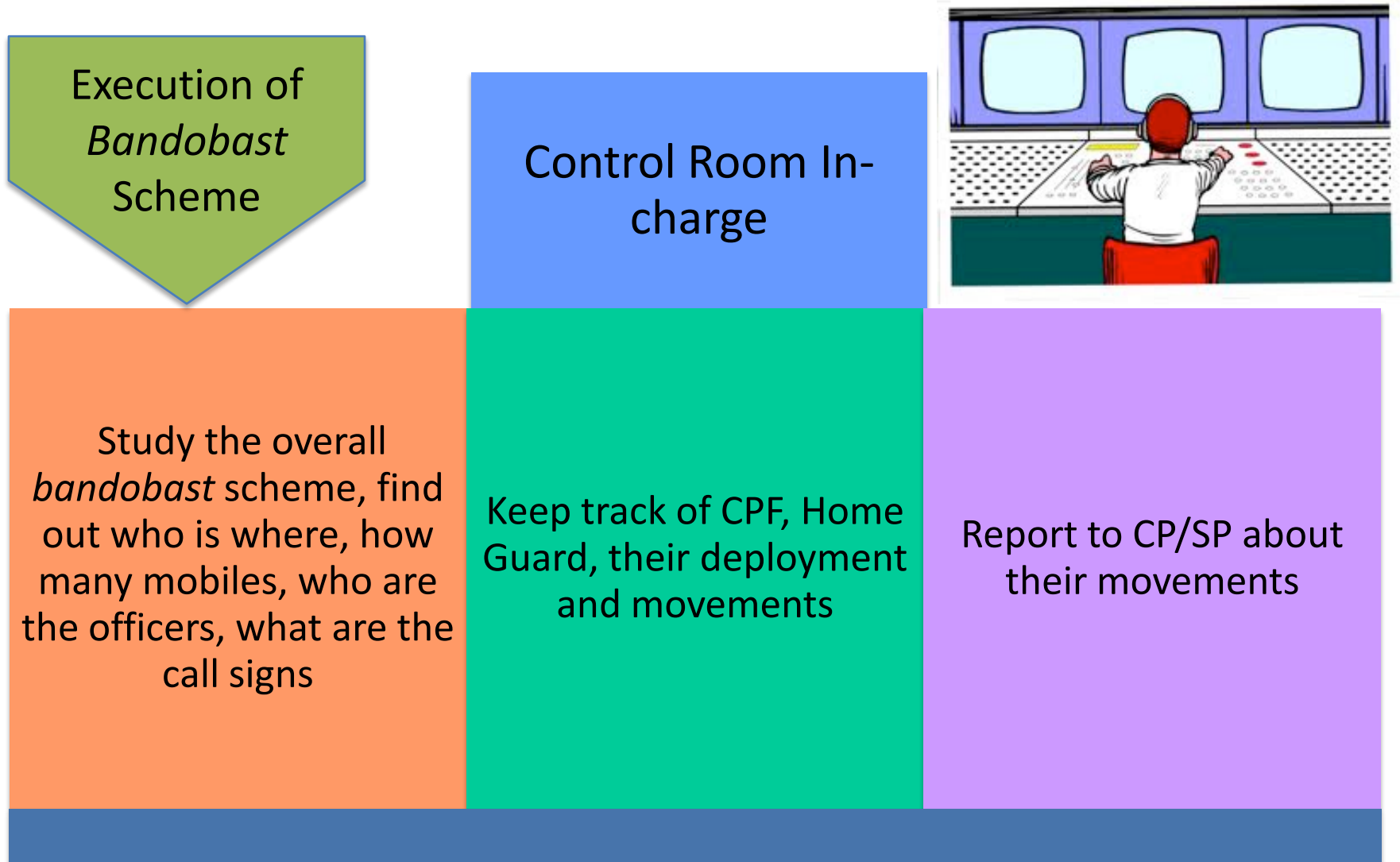


Issue necessary  
instructions to the Police  
guarding polling station

Ensure the gasmask &  
gas gun are in ready  
position

Get security check  
updates of store room,  
done by ARO

## Sub Learning Point 4.3: To be able to define the role & responsibilities at different levels



## Sub Learning Point 4.3: To be able to define the role & responsibilities at different levels

Police Sub-Inspector  
Motor Transport  
(PSIMT)

Eh!! Honey!!!  
It's wrong  
time to break  
down....



Report to the control room In-charge about the number of vehicles

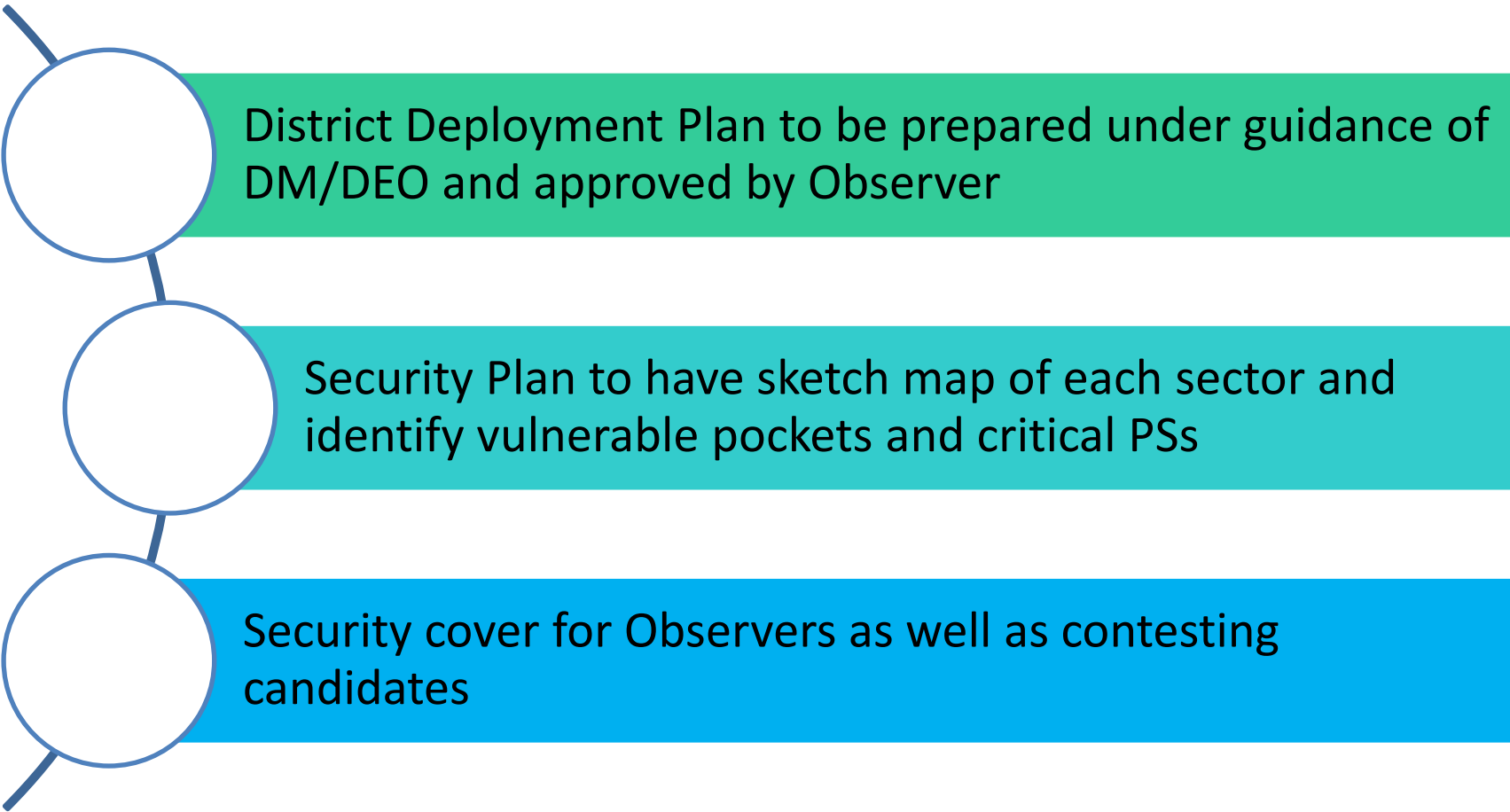
Ensure that the mechanics are ready so that none of the patrolling vehicles stay off the road

## Sub Learning Point 4.4: To be able to explain the reporting mechanism

Daily Law and Order Report for each district in format (LOR Form-1) and transmission of the same to CEO.

Daily report from announcement of elections till the completion of elections.

# Considerations for preparing District Security Plans



District Deployment Plan to be prepared under guidance of DM/DEO and approved by Observer

Security Plan to have sketch map of each sector and identify vulnerable pockets and critical PSs

Security cover for Observers as well as contesting candidates

# Learning Objective 4: To be able to define Security Plan & Force Deployment and Responsibilities at different levels

We have Discussed Now

4.1

To be able to define the Security and force deployment Plan

4.2

To be conversant with the process of planning of *Bandobast* Scheme

4.3

To be able to define the roles and responsibilities at different levels

## Learning Objective 5: To be able to list down the Preventive Actions to be taken



# Learning Objective 5: To be able to list down the Preventive Actions to be taken

5.1

To be able to list down the Preventive Actions Against offenders

5.2

To be able to list down the Preventive Actions against illicit arms

5.3

To be able to list down the tasks to deposit the licensed arms

5.4

To be able to list down the Preventive Actions against smuggling of arms, alcohol etc.

5.5


To be able to list down the Preventive Actions against Consumption of Alcohol on Dry Day

5.6

To be able to exercise the Preventive Actions to maintain communal, caste & intra caste harmony



## Sub Learning Objective 5.1: To be able to list down the Preventive Actions Against offenders




Launch a special drive to give effect to all unserved & pending warrants and challans in each Police station of every Assembly Constituency.

Fortnightly update constituency-wise information of unserved warrants, make it available to the concerned District Election Officer and Returning Officer to forward to the Commission if and when asked for.

Launch a special drive to expedite the investigation and prosecution of all electoral offences registered in previous elections in each Police station of each and every Assembly Constituency

## Sub Learning Objective 5.1: To be able to list down the Preventive Actions Against offenders




Updating the list of history sheeters, declared absconder, fugitive criminals

Action Against bootleggers: Preventive actions as well frequent raids on known places

Thana to prepare proposals for *tadipar* (Prevention of Anti-Social Acts) and submit it to Sub Divisional Magistrate/ DCP

The Sub Divisional Magistrate/ DCP is responsible to issue *Tadipar* orders

## Sub Learning Objective 5.1: To be able to list down the Preventive Actions Against offenders



Mopping up operations of the areas infested with known goonda and other bad elements : Frequently visit those areas with manpower and conduct flag march

During such mopping up operations special attention should be paid to unearth and seize unlicensed arms and ammunition

Enforcement of Prohibition & Excise Law

## Sub Learning Objective 5.2: To be able to list down the Preventive Actions against illicit arms



Conduct a 100% scrutiny of licenses of arms and ammunition shops and warrant a close super checking and monitoring of their business during the days of active electioneering.

Launch a special drive to unearth illicit arms and ammunition in each police station and arrest the persons involved. Carry out raids regularly and intensively on underground arms factory.

While unearthing and seizure of unlicensed weapons is a normal ongoing responsibility of the Police, it shall be vigorously intensified during the election period.

## Sub Learning Objective 5.3: To be able to list down the tasks to deposit the licensed arms



Carry out detailed and individual review and assessment for arm license holders.

Direct all identified license-holders to deposit their arms with the District Administration during the period of one week from the last date for withdrawal of candidatures.

Make fool-proof arrangements for keeping the deposited fire arms in safe custody.

Issue the prohibitory orders under Section 144 of the Criminal Procedure Code, 1973 banning the carrying of licensed arms as soon as an election is announced and should be effective till the declaration of results.

## Sub Learning Objective 5.4: To be able to list down the Preventive Actions against smuggling of arms, alcohol etc.



Put check post at strategic locations

Strictly check inter-state and intra-state movements of trucks and commercial vehicles



# Sub Learning Objective 5.5: To be able to list down the Preventive Actions against Consumption of Alcohol on Dry Day



Launch a special drive to unearth illicit liquor making factories

Declare 'Dry days' and notify under the relevant state laws as is appropriate during 48 hours, ending with the hour fixed for conclusion of poll

Curtail the storage of liquor by individuals during the election period and enforce the restrictions provided in the excise-law on the storage of liquor in unlicensed premises

## **Sub Learning Objective 5.6: To be able to exercise the Preventive Actions to maintain communal, caste & intra-caste harmony**

Remain vigilant about circulation of campaign material, which can affect the communal harmony.

Monitor the printing press publishing election campaign material





# Sub Learning Objective 5.6: To be able to exercise the Preventive Actions to maintain communal, caste & intra-caste harmony

I'm a Thana In-charge & I'm Responsible for

Preparing village visit and meeting plan for each village in my area

Calling all party meeting at village level and appeal for peace during the election period



## **Sub Learning Objective 5.7: To be able to list activities under Confidence Building Measures (CBM)**

Police Officers to ensure that intimidation/obstruction does not happen on Poll day.

Police patrolling parties to keep track of vulnerable locations and control room to be informed

SP/DySP/PI to visit the vulnerable localities and ensure public during and prior to Poll day

# Learning Objective 5: To be able to list down the Preventive Actions to be taken

## We have Discussed Now

5.1

To be able to list down the Preventive Actions Against offenders

5.2

To be able to list down the Preventive Actions against illicit arms

5.3

To be able to list down the tasks to deposit the licensed arms

5.4

To be able to list down the Preventive Actions against smuggling of arms, alcohol etc.

5.5

To be able to list down the Preventive Actions against Consumption of Alcohol on Dry Day

5.6

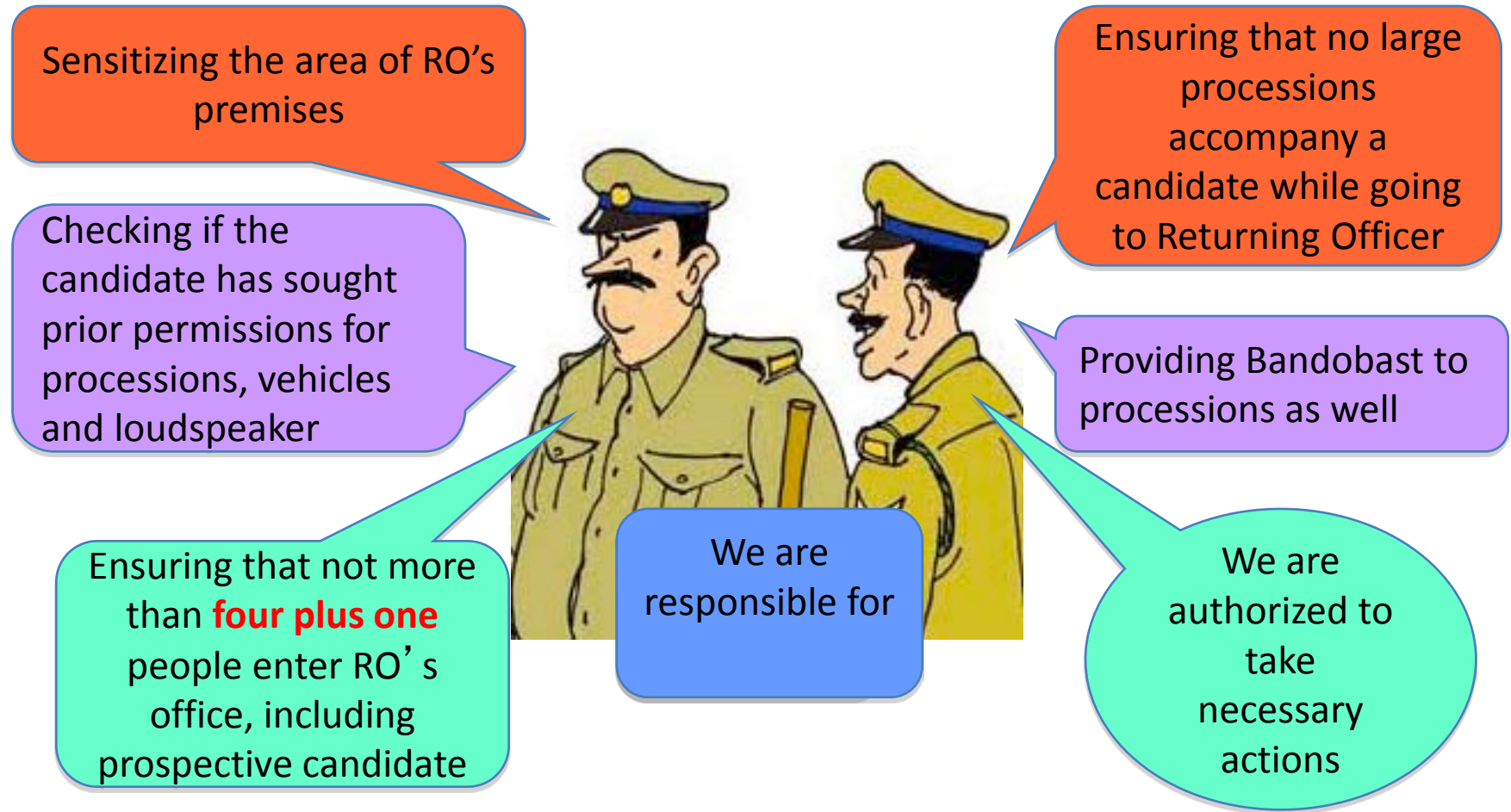
To be able to exercise the Preventive Actions to maintain communal, caste & intra caste harmony

## Learning Objective 6: To be able to list down the responsibilities of Police Personnel During Nomination Process

I'm an eligible candidate.. I'm going to do the *Shakti pradarshan* during the nomination



# Learning Objective 6: To be able to list down the responsibilities of Police Personnel During Nomination Process



## Learning Objective 7: To be Aware of the Necessary Prior Permissions Candidates Need to Seek



# Learning Objective 7 : To be aware of the necessary prior permissions candidates need to seek

## 7.1

To be aware of the role and responsibilities regarding use of vehicles for campaigning

## 7.2

To be aware of the role and responsibilities regarding use of loudspeaker

## 7.3

To be aware of role & responsibilities regarding processions, rallies, public meeting, road shows etc.

# Sub Learning Point 7.1: To be aware of the role and responsibilities regarding use of vehicles for campaigning

Vehicles for rallies, road shows, public meetings and campaigning

Vehicles include all vehicles like commercial taxi, private vehicles, trucks, tractors with trailers and without trailers, auto rickshaws, mini buses, and station wagon, Jeeps

Seeking of a prior permission from Executive Magistrate is necessary. The Executive Magistrate seeks opinion of Police

Maximum 10 vehicles are permitted.

Police to check the number of vehicles in processions/ rallies and permissions





## Sub Learning Point 7.2 : To be aware of the role and responsibilities regarding use of loudspeaker

### Loudspeaker

**Use of loudspeaker prohibited between 10:00 p.m. to 6:00 a.m.**

→ The Executive Magistrate is responsible for granting permission for the use of loudspeaker. S/he seeks opinion of police station before granting permissions

→ Take necessary actions. If breach of provisions of notification during public meetings, rallies etc.



## Sub Learning Point 7.3: To be aware of role & Responsibilities regarding Processions, Rallies, Public meeting, Road Shows etc.

Processions, Rallies, Public meeting, Road Shows

The Executive Magistrate is responsible to grant permission to candidates to hold public meetings, processions, rallies. S/he seeks opinion of police station before granting permissions

Police should provide protection to rallies, road shows, public meetings etc.

Police to ensure that such rallies or road shows do not cause inconvenience to citizens.

**Convoy of vehicles being used in road show/rally/possession shall be broken after every 10 vehicles and a gap of 200 meters should be maintained**

# Sub Learning Point 7.3: To understand the rules regarding Processions, Rallies, Public meeting, Road Shows

Processions, Rallies, Public meeting, Road Shows

Check the permissions for vehicles, rallies, road shows, public meeting etc.

If the procession is large then break it into two groups and keep them on the left side and shoulder of the road so that it does not cause traffic jam



# Learning Objective 7 : To be aware of the necessary prior permissions candidates need to seek

**You will now be able :**

**7.1**

To be aware of the role and responsibilities regarding use of vehicles for campaigning

**7.2**

To be aware of the role and responsibilities regarding use of loudspeaker

**7.3**

To be aware of role & responsibilities regarding processions, rallies, public meeting, road shows etc.

## Learning Objective 8: To be Able to Define the Patrolling and Responsibilities of Patrolling In-Charge



# **Learning Objective 8: To be Able to Define the Patrolling and Responsibilities of Patrolling In-Charge**

**8.1**

To be able to define  
Patrolling

**8.2**

To be able to define  
responsibilities of  
patrolling In-Charge

# Sub Learning Objective 8.1: To be able to define Patrolling

Each thana has to prepare a patrolling plan and ask/demand for necessary manpower, vehicles, wireless **sets** check if inadequate with Thana-in-charge

Patrolling team consists In-charge (PI/ASI/SI), Head Constable/ Constable & Home guard

Identify the night halt station keeping in mind the strategic importance of location

Patrolling goes on until 3 am on poll day and again starts at 7 am

After 3 am, stay at halt station and attend if any emergency occurred during the period of 3 am to 7 am

Routine patrolling is also to attend the emergencies during 3 am to 7 am



# Sub Learning Objective 8.2: To be able to define Responsibilities of Patrolling In-charge

Patrolling  
In-charge



Ensure that all polling teams have reached their respective polling stations in time and safely

Ensure that Presiding Officers and Zonal Officers get immediate help if they have asked for and inform the same to Supervising Officer

Pay frequent visits to sensitive Polling stations

If you notice a breach of Model Code of Conduct, take necessary actions and inform the same to Supervising Officer



# Sub Learning Objective 8.2: Role & Responsibilities of Patrolling In-charge

Patrolling  
In-charge



If you notice the voters are being transported by any particular vehicle, take action as per the provisions of Motor Vehicle Act, 1988. Remember that the vehicle owner is allowed to transport his family members only

Ensure that all the polling teams have left the Polling Stations and are safe; report the same

Sign the visiting book kept with Police at Polling Station

Ensure that the mob doesn't gather near political party's booth where voters' slips are issued (kapli booth)

# Sub Learning Objective 8.2: Role & Responsibilities of Patrolling In-charge

Patrolling  
In-charge

If you notice any law and order issue at Polling Station, take necessary measures and actions to fix it and inform the same to Supervising Officer

I told you not to mess  
up with us...



# Learning Objective 8: To be Able to Define the Patrolling and Responsibilities of Patrolling In-Charge

**We have Discussed Now**


**8.1**

To be able to define  
Patrolling

**8.2**

To be able to define  
responsibilities of  
patrolling In-Charge

## Learning Objective 9: To be Conversant with Complaint Monitoring System



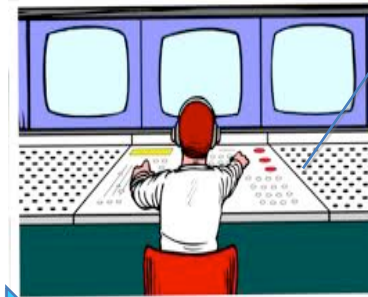
# Learning Objective 9 : To be Conversant with Complaint Monitoring System

How does the Complaint Monitoring System (CMS) functions?

Election CMS starts from enforcement of Model Code of Conduct until the results

**Complainant** could be anyone; parties, citizens

Complaint can be given orally or in written to



Police Control Room at district level



Police Station, Thana In-charge, Patrolling In-charge

# Learning Objective 9 : To be Conversant with Complaint Monitoring System



State  
Authorities

Report  
to

District:  
SP/CP/DCP/ ACP

Refer back to Police  
station and ask for actions

Responsibilities

Reporting:  
Once in 24  
hours about  
complaints  
and actions  
taken is  
mandatory.  
But report  
Immediately if  
it is serious  
complaint



Take immediate action

Register a complain if  
breach of law and order,  
Model Code of Conduct is  
made . It depends upon  
nature of offence

Learning Module for Police  
Personnel

# Learning Objective 10: To be Able to Define the Responsibilities on Poll Eve



# Learning Objective 10: To be Able to Define the Responsibilities on Poll Eve



**Poll Eve**



## Protection to

- EVM storage point
- EVM Transportation from storage point to Polling Station
- Polling team
- Polling material
- Polling Station/night *bandobast*

## Checking Hotels

- Ensure that no political leader should stay in the constituency where s/he is not a voter



## Patrolling

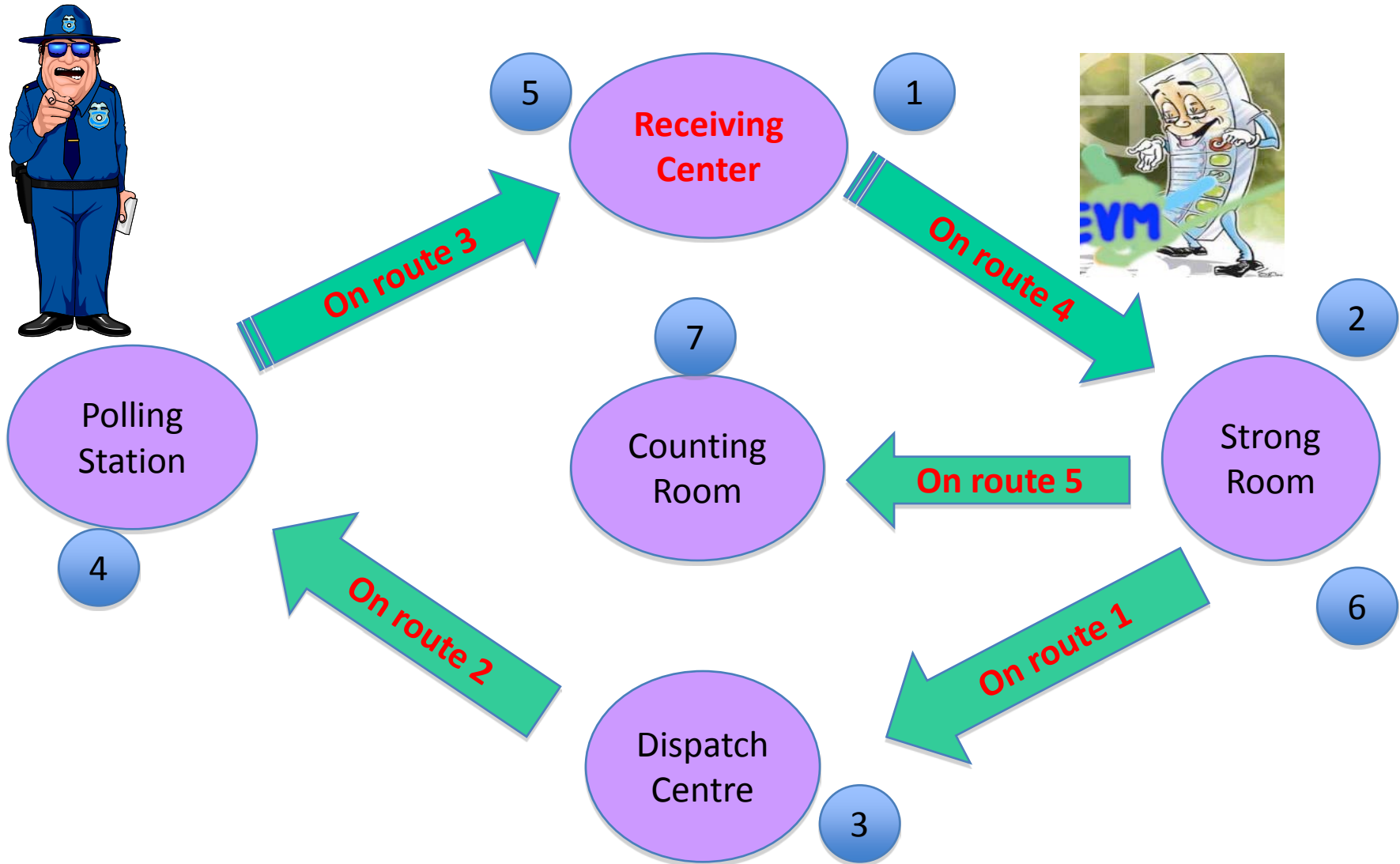
- Ensure that all polling teams have reached Polling stations on time and safely



# Learning Objective 11: To be able to define security map of EVM



# Learning Objective 12: To be able to define security map of EVM



## Learning Objective 12 : To be able to discharge the duties effectively



# Learning Objective 12 : To be able to discharge the duties effectively

12.1

To follow the general instructions

12.2

To list the basic information you need to carry/know on duty

12.3

To be able to list and follow do's & don'ts while on duty

12.4

To be able to list down the items to carry while on election duty

# Sub Learning Objective 12.1 : To follow the General Instructions


For all

Remain impartial


Remain vigilant towards the sensitive Polling stations

Ensure that Campaigning is closed down 48 hours before Closing of poll

You got my point!




Yes Sir!!!!



# Sub Learning Objective 12.1 : To follow the General Instructions

## Weapons

- Armed forces to keep service revolvers ready with them
- Police to keep lathi, **helmet and weapons**
- Home Guard to keep lathi, Helmet & weapon



# Sub Learning Objective 12.1 : To follow the General Instructions

## For Police at Polling Stations

Follow the  
instructions of  
Presiding Officer


Ensure that people  
do not gather in  
200m radius of  
Polling station/  
Polling  
neighborhood

Do not get into  
conversation with  
any one unless it is  
a law and order  
issue

# Sub Learning Objective 12.1 : To follow the General Instructions

## For Police at Polling Station

- Do not let any one enter polling station unless s/he has voter ID card, badge, **voter slip** or pass.
- Only the person who is physically challenged/ visually impaired , senior citizen could be accompanied by one person depending on the degree of disability.
- A small child could also be allowed to enter the polling station with his/her guardians/ parents.





# Sub Learning Objective 12.1 : To follow the General Instructions

## For Police at Polling Station

Ensure that the voters are able to practice their right without any obstacle

Ensure that the voters' slip do not have party symbol

Ensure that the party Kapali booth (Slip booth) is out of 200 meters radius of PS and do not have more than two people attending it

# Sub Learning Objective 12.1 : To follow the General Instructions

## For Police at Polling Station

Ensure that the Kapli booth does not have more than two chairs and a table. They are allowed to keep one umbrella and a piece of *tadpatri*. Do not allow any eatables there

Ensure that the kapli booth representatives do not pressurize or influence voters to vote for or against any particular party

Do not allow the voter to go back to the Kapli booth when he has cast his vote

Do not let a mob gather near the kapli Booth

Ensure no election campaigning takes place in a 100m radius of polling station

# Sub Learning Objective 12.1 : To follow the General Instructions

## For Police at Polling Station

Do not let the private vehicles enter into 100 meter radius (Polling station neighborhood.) Essential services' vehicles like ambulance, patrolling van, election duty vehicle are allowed

Do not allow people to carry or use cellular phones, cordless phones, wireless **sets**, etc., in the 100 meter perimeter of the Polling Stations

Watch out for anyone forcing or intimidating a member of **SC/ST/vulnerable voters** not to vote or vote for particular candidate or to vote in a manner other than that provided by law

The person who is provided with security, his security would stay off 100 meters of polling station, the police will guard him/her up to the entrance of polling station.

# Sub Learning Objective 12.1 : To follow the General Instructions

## For Police at Polling Station

Inform Patrolling In-charge or Thana In-charge if your Presiding Officer has left the place

Do not enter the Polling Station unless the Presiding Officer calls

# Sub Learning Objective 12.1 : To follow the General Instructions



## For Police at Polling Stations

Report to thana in-charge when the voting process and escorting of EVM to escort van is done

Do not leave the building unless the EVM is sealed and escorted up to the escort van

Collect the certificate from Presiding Officer that the EVM is escorted safely to collection centre and submit it to police station

# Sub Learning Objective 12.2: To list the basic information you need to carry/ know on duty

Things you should know



- Who is your Presiding Officer?
- Name and contact numbers of all polling team members
- Who you are reporting to ? Name and contact details
- How frequently are you supposed to contact?
- You are supposed to follow the instructions by Presiding Officer at polling station.
- You ensure safe escort of EVM but you do not take EVM in your own custody
- You are not allowed to enter the polling station unless Presiding Officer calls for you.

# Sub Learning Objective 12.2: To list the basic information you need to carry/ know on duty

Things you should Know



Who are the people visiting polling station on **poll day**?

- Observers, ARO, RO, PO, Candidate, DEO/ Officer authorized. They will have a badge which you need to check
- You allow media people only if they have ECI authorized passes
- You can allow contesting candidates
- You allow only one polling agent at a time for any contesting candidate

# Sub Learning Objective 12.3 : To be able to list and follow do's & don'ts while on duty

Do not accept any favor

Do not keep EVM in your custody

Do not take any situation causally

Do not enter the polling station unless called by Presiding Officer

## Don'ts

Do not drink alcohol or smoke



Do not be friendly or hostile with candidate or party worker

Do not use harsh language or get angry

Do not leave the polling station unless polling party has left



## Sub Learning Objective 12.3 : To be able to list and follow do's & don'ts while on duty

Check the badges of  
authorized officers visiting  
polling station

Take necessary actions to  
maintain law & order


Keep the visitors' book with  
you

Do's

Keep contact details of all  
concerning authorities ready



## Sub Learning Objective 12.3 : To be able to list down the items to carry while on election duty



ID Card

Mobile

Torch

Lathi/**w**  
**ea**pons

*Bandobast* Duty  
Register

Visiting note book



Do take  
me as  
well

## Sub Learning Point 13: To be able to define role of Police in VM and follow up actions

Police Officer in coordination with Sector Officer to do the following exercise

- Visit catchment area of every PS in his Sector
- Meeting with community, local intelligence etc.
- Identify source of threat and intimidation
- Considering incidence and current apprehensions
- Consultation with SHO, BDO etc at local administrative level
- Identify names of people who are likely to cause undue influence/intimidation

## Sub Learning Point 13: To be able to define role of Police in VM and follow up actions



CBM in vulnerable pockets

Regular feedback by district intelligence

Officer to be designated at Thana level for tracking the individual trouble mongers

Name of the Police Officer responsible for each vulnerable location to be mentioned with contact information and sent as ATR

This ATR to be submitted by DEO & SP to CEO 5 days before poll

# Learning Objective 12 : To be able to discharge the duties effectively

**We have Discussed Now**

**12.1**

To follow the general instructions

**12.2**

To list the basic information you need to carry/know on duty

**12.3**

To be able to list and follow do's & don'ts while on duty

**12.4**

To be able to list down the items to carry while on election duty

**13**

To be able to explain role of Police Officer in VM and follow up action