

Government of India
Ministry of Housing and Urban Affairs
(HFA-V Section)

Room No. 3, Technical Cell, Gate No. 7,
Nirman Bhawan, New Delhi-110011

Dated: 02.12.2020

To

The Pay & Accounts Officer (Sectt.),
M/o Housing & Urban Affairs,
Nirman Bhawan,
New Delhi.

Sub: **Release of Rs. 232.26475 lakh to State Govt. of Himachal Pradesh as reimbursement of Central Assistance for SLTC and CLTCs for FY 2018-19 & FY 2019-20 and 1st installment of Central Assistance for SLTC and 14 CLTCs for FY 2020-21 under PMAY-U Mission - reg.**

Sir,

I am directed to convey the sanction of the Competent Authority to release an amount of Rs. **2,32,26,475/- (Rupees Two Crore Thirty Two Lakh Twenty Six Thousand Four Hundred and Seventy Five only)** to State Govt. of Himachal Pradesh as reimbursement of Central Assistance for SLTC and CLTCs for FY 2018-19 & FY 2019-20 and 1st installment of Central Assistance for SLTC with 7 Specialists and 14 CLTCs with 52 Specialists for FY 2020-21 under PMAY-U Mission. Details are enclosed at **Annexure-I to VI** and also as under:

(Amount in Rs.)

S. No.	Item	Admissible amount	Admissible Central Assistance (90%)	Funds already released (including unspent funds released earlier)	Excess funds to be adjusted	Funds being released in this sanction
1.	Reimbursement of Central Assistance as 2 nd and final installment for SLTC for FY 2018-19	49,61,283	44,65,155	32,13,000	--	12,52,155
2.	Reimbursement of Central Assistance as 2 nd and final instalment for CLTCs for FY 2018-19	87,55,146	78,79,631	1,26,36,000	47,56,369	--
3.	Reimbursement of Central Assistance for SLTC for FY 2019-20	52,66,198	47,39,578	--	--	47,39,578
4.	Reimbursement of Central Assistance for CLTCs for FY 2019-20	68,24,568	61,42,111	--	(-)47,56,369	13,85,742
Sub-total (A)		2,58,07,195	2,32,26,475	1,58,49,000	--	73,77,475
5.	Release of 1 st installment of Central Assistance (50%) for SLTC with 7 Specialists for FY 2020-21	71,40,000	64,26,000	--	--	32,13,000
6.	Release of 1 st installment of Central Assistance (50%) for 14 CLTCs with 52 Specialists for FY 2020-21	2,80,80,000	2,52,72,000	--	--	1,26,36,000
Sub-total (B)		3,52,20,000	3,16,98,000	--	--	1,58,49,000
Total (A+B)						2,32,26,475

[Handwritten Signature]

2. Earlier, the fund of Rs. 156.29 lakh was released to State Govt. of Himachal Pradesh, out of which Rs. 17.65 lakh towards reimbursement of Central Assistance for SLTC for FY 2017-18 and Rs. 138.64 lakh as 1st instalment of Central Assistance for SLTC and 13 CLTCs for FY 2018-19, after adjustment of excess funds released earlier for CLTCs for FY 2017-18 under PMAY-U Mission vide sanction letter of even number dated 28.03.2020. The State Govt. has submitted the Utilization Certificate of Rs. 1,73,65,555/- against the funds released, which is enclosed herewith.

3. The above grant is subject to the following conditions:

- (i) The State will comply with the terms and conditions stipulated in the guidelines, CSMC directions and instructions issued by this Ministry.
- (ii) The State will utilize the sanctioned grant for the purpose for which it is released. The State Government/Nodal Agency shall furnish physical and financial progress reports every quarter.
- (iii) The State will furnish the Expenditure Statement/Utilization Certificate as per GFR 2017 along with the details of Specialists engaged subject to financial norms approved by 1st CSMC as well as adherence to scheme guidelines.
- (iv) The State Government/Nodal Agency shall strictly monitor the progress of the preparatory work.
- (v) The amount of Central Assistance approved will form a part of capacity building plan of the State under PMAY-HFA (Urban) mission.
- (vi) Transfer of funds to different entities, if any may be made through PFMS, as applicable and where there is an element of cash transfer, the same may be made through DBT/EAT module of PFMS as applicable.

4. The expenditure involved is debit to the following Head of Account under Demand No. 57 of Ministry of Housing and Urban Affairs for the year 2020-21:

Major Head	3601	Grants-in-aid to State Governments
Sub-Major Head	06	Centrally Sponsored Scheme
Minor Head	101	Central Assistance/Share
Sub Head	31	Pradhan Mantri Awas Yojana (Urban)
Detailed Head	01	Assistance to States Govts for PMAY(U)
Object Head	31.01.31	Grants-in-Aid-General

5. The amount will be credited to the State Government's Account at Reserve Bank of India, CAS, Nagpur as per procedure laid down by Ministry of Finance, Department of Expenditure in this regard.

6. As per rule 236(1) of GFR, 2017, the relevant accounts of the Grantee Institution(s) Organisation(s) shall be open to inspection by the sanctioning authority and audit, both by the Comptroller and Auditor General of India under the provision of CAG (DPC) Act 1971 and internal audit by the Principal Accounts Office of the Ministry or Department, whenever the Institution or Organisation is called upon to do so.

7. This issues with the concurrence of the Finance Division vide their **Note #71 dated 19.11.2020.**

8. The sanction has been registered at **S. No. 134** of the Grants-in-Aid Register of the HFA Division for the year 2020-21.

Yours faithfully,



(B.K. Mandal)

Under Secretary to the Government of India

Tel: 23063285

Copy to:

1. Secretary, UD Deptt., State Government of Himachal Pradesh
2. Accountant General (A&E), Himachal Pradesh
3. Niti Aayog, SP Divn./FR Divn., New Delhi
4. CGM, RBI, CAS, Nagpur
5. Director (IFD), MoHUA
6. DS (Budget), MoHUA
7. DS (HFA-III), MoHUA
8. Section Officer (Admn-II), MoHUA
9. Dy. Chief (MIS), HFA Directorate may place this sanction at appropriate place on the Website of the Ministry
10. Sanction folder



(B.K. Mandal)

Under Secretary to the Government of India

Tel: 23063285

Annexure-I

Details of SLTC for FY 2018-19 in respect of State of Himachal Pradesh											
(Amount in Rs.)											
S. No.	Designation	Educational Qualification	Date of joining	Date of resignation	No. of months for which Specialists have worked	Salary per month paid by the State	Admissible Salary per month as per CB norms	Total expenditure as per CB norms	Total expenditure incurred by the State	Total admissible expenditure	Admissible Central Assistance (90%) as per CB norms
1	Social Development Specialist	M.A. (Economics)	03.09.2012	--	12	85,000	85,000	10,20,000	10,20,000	10,20,000	9,18,000
2	GIS Specialist	M.A. (Geography)	13.09.2012	--	12	85,000	85,000	10,20,000	10,20,000	10,20,000	9,18,000
3	Town Planning Specialist	M. Tech (Planning)	26.05.2014	--	12	85,000	85,000	10,20,000	9,94,774	9,94,774	8,95,297
4	MIS Specialist	MBA-IT, B. Tech CSE	06.01.2017	--	12	85,000	85,000	10,20,000	10,20,000	10,20,000	9,18,000
5	Architect	M. Planning, B. Arch	10.01.2017	--	12	85,000	85,000	10,20,000	9,06,509	9,06,509	8,15,858
Total						4,25,000	4,25,000	51,00,000	49,61,283	49,61,283	44,65,155

Admissible Central Assistance for SLTC for FY 2018-19= Rs. 44,65,155
 Funds already released as 1st installment of Central Assistance for SLTC for FY 2018-19= Rs. 32,13,000
 Funds being reimbursed as 2nd and final installment of Central Assistance for SLTC for FY 2018-19= Rs. 12,52,155

Details of CLTCs for FY 2018-19 In respect of State of Himachal Pradesh

(Amount in Rs.)															
S. No.	Name of town	Population	Designation	Educational Qualification	Date of joining	Date of resignation	No. of months for which Specialists have worked	Salary per month paid by the State	Admissible salary per month as per CB norms	Salary for broken months	Salary for the remaining months	Total expenditure as per CB norms	Total expenditure incurred by the State	Total admissible expenditure	Admissible Central Assistance (90%) as per CB norms
1	Dharamshala	30,764	Urban Planner	M. Tech (Urban Planning)	16.02.2016	--	12	45,000	45,000	--	5,40,000	5,40,000	5,40,000	5,40,000	4,86,000
			Architect	B. Arch	15.06.2017	--	12	45,000	35,000	--	4,20,000	4,20,000	5,40,000	4,20,000	3,78,000
2	Mandi	30,764	Urban Planner (Resigned)	M. Arch (Urban Design) - SPA, Delhi	14.03.2016	14.6.2018	2	45,000	45,000	21,000	90,000	1,11,000	45,000	45,000	40,500
			GIS Specialist	M.Sc. PhD (Geography)	16.02.2016	--	12	45,000	45,000	--	5,40,000	5,40,000	5,40,000	5,40,000	4,86,000
			Environmental Specialist (Resigned)	M.Sc (Environment Science), PhD (Ecology and Environment)	16.02.2016	19.5.2018	1	45,000	45,000	27,581	45,000	72,581	72,581	72,581	65,323
3	Bilaspur	13,058	GIS Specialist	M. Phil in Geography - Kurukshetra	16.02.2016	--	12	45,000	45,000	--	5,40,000	5,40,000	5,40,000	5,40,000	4,86,000
			MIS Specialist (Resigned)	Bachelor in Computer Science	16.02.2016	25.3.2019	11	45,000	35,000	28,226	3,85,000	4,13,226	5,28,290	4,13,226	3,71,903
4	Hamirpur	17,604	Environmental specialist (Resigned)	Masters of Planning CEPT (Environment) - B.Arch. NIT Hamirpur	17.02.2016	30.6.2018	3	45,000	45,000	--	1,35,000	1,35,000	1,35,000	1,35,000	1,21,500
			Urban Infrastructure Specialist	Master in Planning (Infrastructure)	16.02.2016	--	12	45,000	45,000	--	5,40,000	5,40,000	5,40,000	5,40,000	4,86,000
			MIS Specialist	MCA	16.02.2016	--	12	45,000	45,000	--	5,40,000	5,40,000	5,40,000	5,40,000	4,86,000
5	Nahan	28,899	Social Development Specialist	Master in Social Work	19.01.2017	--	12	45,000	45,000	--	5,40,000	5,40,000	5,40,000	5,40,000	4,86,000
6	Shimla	1,69,578	Municipal Finance specialist	Masters in Commerce - HP University	16.02.2016	--	12	45,000	45,000	--	5,40,000	5,40,000	5,40,000	5,40,000	4,86,000
7	Una	18,722	Social Development Specialist	Masters Degree in Sociology, P.G. Diploma in Rural Development	06.02.2017	--	12	45,000	45,000	--	5,40,000	5,40,000	5,40,000	5,40,000	4,86,000
			Municipal Finance specialist	M.B.A. from Barkatullah University	16.02.2016	--	12	45,000	45,000	--	5,40,000	5,40,000	5,40,000	5,40,000	4,86,000
			Architect	B. Arch	20.03.2017	--	12	45,000	35,000	--	4,20,000	4,20,000	5,40,000	4,20,000	3,78,000
8	Kullu	18,536	MIS Specialist	B. Tech - Computer Science & Engineering	17.02.2016	--	12	45,000	35,000	--	4,20,000	4,20,000	3,60,000	3,60,000	3,24,000
			Architect (Resigned)	B. Arch	06.03.2017	15.4.2018	15 days	45,000	35,000	17,500	--	17,500	22,500	17,500	15,750

9	Baddi	22,601	Social Development Specialist	Masters Degree in Sociology, P.G. in Journalism and Mass Communication	01.06.2017	--	12	45,000	45,000	--	5,40,000	5,40,000	5,40,000	5,40,000	4,86,000	
10	Solan	34,206	Municipal Finance Specialist	M. Com, PGDM in Finance	16.02.2016	--	12	45,000	45,000	--	5,40,000	5,40,000	5,40,000	5,40,000	4,86,000	
			Architect (Resigned)	B. Arch	27.03.2017	31.12.2018	9	45,000	35,000		3,15,000	3,15,000	4,05,000	3,15,000	2,83,500	
11	Chamba	20,327	MIS Specialist	M. Sc. (Computer Science) from MD University, Rohtak,	01.02.2017	--	12	45,000	45,000	--	5,40,000	5,40,000	5,40,000	5,40,000	4,86,000	
			Architect	B. Arch	01.02.2017	--	12	45,000	35,000	--	4,20,000	4,20,000	5,40,000	42,000	37,800	
12	Sundernagar	23,986	Social Development Specialist	Masters Degree in Public Administration, Diploma in Personal Management	08.03.2019	--	24 days	45,000	45,000	34,839	--	34,839	5,13,093	34,839	31,355	
Total											1,29,145	91,30,000	92,59,145	1,01,81,464	87,55,146	78,79,631

Admissible Central Assistance for CLTCs for FY 2018-19= Rs. 78,79,631
Funds already released as 1st installment of Central Assistance for CLTCs for FY 2018-19 including unspent funds released for CLTCs for FY 2017-18= Rs. 126,36,000
Unspent funds released for CLTCs for FY 2018-19, to be adjusted against reimbursement of Central Assistance being released for CLTCs for FY 2019-20= Rs. 47,56,369

[Handwritten Signature]

Details of SLTC for FY 2019-20 in respect of State of Himachal Pradesh

(Amount in Rs.)													
S. No.	Designation	Educational Qualification	Date of joining	Date of resignation	No. of months for which Specialists have worked	Salary per month paid by the State	Admissible Salary per month as per CB norms	Salary for broken month	Salary for the remaining months	Total expenditure as per CB norms	Total expenditure incurred by the State	Total admissible expenditure	Admissible Central Assistance (90%) as per CB norms
1	Social Development Specialist	M.A. (Economics)	03.09.2012	--	12	85,000	85,000	--	10,20,000	10,20,000	10,20,000	10,20,000	9,18,000
2	GIS Specialist	M.A. (Geography)	13.09.2012	--	12	85,000	85,000	--	10,20,000	10,20,000	10,20,000	10,20,000	9,18,000
3	Town Planning Specialist	M. Tech (Planning)	26.05.2014	--	12	85,000	85,000	--	10,20,000	10,20,000	9,82,389	9,82,389	8,84,150
4	MIS Specialist	MBA-IT, B.Tech CSE	06.01.2017	--	12	85,000	85,000	--	10,20,000	10,20,000	10,20,000	10,20,000	9,18,000
5	Architect	M. Planning, B. Arch	10.01.2017	--	12	85,000	85,000	--	10,20,000	10,20,000	9,71,551	9,71,551	8,74,396
6	Procurement Specialist	LLB, M.A. (English)	02.01.2020	--	2	85,000	85,000	82,258	1,70,000	2,52,258	2,55,000	2,52,258	2,27,032
Total								82,258	52,70,000	53,52,258	52,68,940	52,66,198	47,39,578

Annexure-IV

Details of CLTCs for FY 2019-20 in respect of State of Himachal Pradesh

															(Amount in Rs.)	
S. No.	Name of town	Population	Designation	Date of joining	Date of resignation	Educational Qualification	No. of Months for which Specialists have worked	Salary per month paid by the State	Admissible Salary per month as per CB norms	Salary for broken months	Salary for the remaining months	Total expenditure as per CB norms	Total expenditure incurred by State	Total admissible expenditure	Admissible Central Assistance (90%) as per CB norms	
1	Dharamshala	55,543	Urban Planner	16.02.2016	--	M. Tech (Urban Planning)	12	45,000	45,000	--	5,40,000	5,40,000	5,40,000	5,40,000	4,86,000	
2			Architect	15.06.2017	--	B. Arch	12	45,000	35,000	--	4,20,000	4,20,000	5,26,548	4,20,000	3,78,000	
3	Mandi	26,422	GIS Specialist	16.02.2016	--	M.Sc, PhD (Geography)	12	45,000	45,000	--	5,40,000	5,40,000	5,40,000	5,40,000	4,86,000	
4	Bilaspur	13,654	GIS Specialist	16.06.2017	01.07.2019	M.A. (Geography)	3	45,000	45,000	1,452	1,35,000	1,36,452	1,36,452	1,36,452	1,22,807	
5			MIS Specialist	16.02.2016	--	Bachelor in Computer Science	12	45,000	35,000	--	4,20,000	4,20,000	5,29,838	4,20,000	3,78,000	
6	Hamirpur	24,344	Urban Infrastructure Specialist	16.02.2016	--	Master in Planning (Infrastructure)	12	45,000	45,000	--	5,40,000	5,40,000	4,05,000	4,05,000	3,64,500	
7	Nahan	39,256	MIS Specialist	16.02.2016	--	MCA	12	45,000	45,000	--	5,40,000	5,40,000	5,40,000	5,40,000	4,86,000	
8			Social Development Specialist	19.01.2017	--	Master in Social Work	12	45,000	45,000	--	5,40,000	5,40,000	5,40,000	5,40,000	4,86,000	
9	Una	18,536	Municipal Finance Specialist	16.06.2017	07.12.2019	MBA	8	45,000	45,000	10,161	3,60,000	3,70,161	3,70,161	3,70,161	3,33,145	
10			Architect	16.06.2017	04.09.2019	B. Arch	5	45,000	35,000	4,667	1,75,000	1,79,667	2,31,000	1,79,667	1,61,700	
11			Social Development Specialist	06.02.2017	--	Masters Degree in Sociology, P.G Diploma in Rural Development	12	45,000	45,000	--	5,40,000	5,40,000	5,40,000	5,40,000	4,86,000	
12	Kullu	18,556	MIS Specialist	17.02.2016	--	B. Tech - Computer Science & Engineering	12	45,000	35,000	--	4,20,000	4,20,000	5,38,500	4,20,000	3,78,000	
13	Chamba	26,422	MIS Specialist	01.02.2017	--	M.Sc. (Computer Science) from MD University, Rohtak,	12	45,000	45,000	--	5,40,000	5,40,000	5,28,144	5,28,144	4,75,330	
14	Solan	39,256	Social Dev. Specialist	01.01.2018	31.01.2020	Master degree in Sociology	10	45,000	45,000	--	4,50,000	4,50,000	3,60,000	3,60,000	3,24,000	
15			Municipal Finance Specialist	16.06.2017	27.11.2019	M.Com, PGDM Finance	7	45,000	45,000	40,500	3,15,000	3,55,500	3,55,500	3,55,500	3,19,950	
16	Sundernagar	24,344	Social Development Specialist	08.03.2019	--	Masters Degree in Public Administration, Diploma in Personal Management	12	45,000	45,000	--	5,40,000	5,40,000	5,29,644	5,29,644	4,76,680	
Total											56,780	70,15,000	70,71,780	72,10,787	68,24,568	61,42,111

Admissible Central Assistance for CLTCs for FY 2019-20= Rs. 61,42,111

Unspent funds released for CLTCs for FY 2018-19, to be adjusted against reimbursement of Central Assistance being released for CLTCs for FY 2019-20= Rs. 47,56,369

Funds being released as reimbursement of Central Assistance for CLTCs for FY 2019-20= Rs. 13,85,742

Annexure-V

Details of SLTC for FY 2020-21 in respect of State of Himachal Pradesh

(Amount in Rs.)									
S. No.	No. of Specialists	Designation	Educational Qualification	Salary per month proposed by the State for each Specialist	Admissible Salary per month as per CB norms	Annual Budget proposed by the State	Admissible Central Assistance (90%)	State share (10%)	Admissible 1st installment of Central Assistance (50%) as per CB norms
1	1	Urban Planner Specialist	PG	85,000	85,000	10,20,000	9,18,000	1,02,000	4,59,000
2	1	Civil Engineer	PG	85,000	85,000	10,20,000	9,18,000	1,02,000	4,59,000
3	1	IEC Specialist	PG	85,000	85,000	10,20,000	9,18,000	1,02,000	4,59,000
4	1	Social Development Specialist	PG	85,000	85,000	10,20,000	9,18,000	1,02,000	4,59,000
5	1	MIS Specialist	PG	85,000	85,000	10,20,000	9,18,000	1,02,000	4,59,000
6	1	GIS Specialist	PG	85,000	85,000	10,20,000	9,18,000	1,02,000	4,59,000
7	1	Procurement Specialist	PG	85,000	85,000	10,20,000	9,18,000	1,02,000	4,59,000
Total	7	--	--	5,95,000	5,95,000	71,40,000	64,26,000	7,14,000	32,13,000



Details of CLTCs for FY 2020-21 in respect of State of Himachal Pradesh												
S. No.	Cities included	Name of city	Population	No. of Specialists	Educational Qualification	Designation	Salary per month proposed by the State	Admissible salary per month as per CB norms	Annual Budget proposed by the State	Admissible Central Assistance (90%)	State share (10%)	(Amount in Rs.) Admissible 1st installment of Central Assistance (50%) as per
1		Shimla	1,69,578	1	PG	Urban Infrastructure/ Urban Planner	45,000	45,000	5,40,000	4,86,000	54,000	2,43,000
				1	PG	Civil Engineer	45,000	45,000	5,40,000	4,86,000	54,000	2,43,000
				1	PG	MIS Specialist	45,000	45,000	5,40,000	4,86,000	54,000	2,43,000
				1	PG	Social Development Spl.	45,000	45,000	5,40,000	4,86,000	54,000	2,43,000
2		Nalagarh	10,708	1	PG	Urban Infrastructure	45,000	45,000	5,40,000	4,86,000	54,000	2,43,000
				1	PG	Civil Engineer	45,000	45,000	5,40,000	4,86,000	54,000	2,43,000
				1	PG	MIS Specialist	45,000	45,000	5,40,000	4,86,000	54,000	2,43,000
				1	PG	Social Development Spl.	45,000	45,000	5,40,000	4,86,000	54,000	2,43,000
3		Nahan	39,256	1	PG	Urban Infrastructure	45,000	45,000	5,40,000	4,86,000	54,000	2,43,000
				1	PG	Civil Engineer	45,000	45,000	5,40,000	4,86,000	54,000	2,43,000
				1	PG	MIS Specialist	45,000	45,000	5,40,000	4,86,000	54,000	2,43,000
				1	PG	Social Development Spl.	45,000	45,000	5,40,000	4,86,000	54,000	2,43,000
4		Bilaspur	13,654	1	PG	Urban Infrastructure/ Architect	45,000	45,000	5,40,000	4,86,000	54,000	2,43,000
				1	PG	Civil Engineer/Urban Planner	45,000	45,000	5,40,000	4,86,000	54,000	2,43,000
				1	PG	MIS Specialist	45,000	45,000	5,40,000	4,86,000	54,000	2,43,000
				1	PG	Social Development Spl.	45,000	45,000	5,40,000	4,86,000	54,000	2,43,000
5	Mandi	26,422	1	PG	Urban Infrastructure	45,000	45,000	5,40,000	4,86,000	54,000	2,43,000	
			1	PG	Civil Engineer	45,000	45,000	5,40,000	4,86,000	54,000	2,43,000	
			1	PG	MIS Specialist	45,000	45,000	5,40,000	4,86,000	54,000	2,43,000	
			1	PG	Social Development Spl.	45,000	45,000	5,40,000	4,86,000	54,000	2,43,000	

6	Nerchowk	16,305	1	PG	Urban Infrastructure	45,000	45,000	5,40,000	4,86,000	54,000	2,43,000
			1	PG	Civil Engineer	45,000	45,000	5,40,000	4,86,000	54,000	2,43,000
			1	PG	MIS Specialist	45,000	45,000	5,40,000	4,86,000	54,000	2,43,000
			1	PG	Social Development Spl.	45,000	45,000	5,40,000	4,86,000	54,000	2,43,000
7	Una	18,536	1	PG	Urban Infrastructure	45,000	45,000	5,40,000	4,86,000	54,000	2,43,000
			1	PG	Civil Engineer	45,000	45,000	5,40,000	4,86,000	54,000	2,43,000
			1	PG	MIS Specialist	45,000	45,000	5,40,000	4,86,000	54,000	2,43,000
			1	PG	Social Development Spl.	45,000	45,000	5,40,000	4,86,000	54,000	2,43,000
8	Chamba	26,422	1	PG	Urban Infrastructure/ Architect	45,000	45,000	5,40,000	4,86,000	54,000	2,43,000
			1	PG	Civil Engineer/Urban Planner	45,000	45,000	5,40,000	4,86,000	54,000	2,43,000
			1	PG	MIS Specialist	45,000	45,000	5,40,000	4,86,000	54,000	2,43,000
			1	PG	Social Development Spl.	45,000	45,000	5,40,000	4,86,000	54,000	2,43,000
9	Dharamshala	30764 upgraded to M.Corp. in 2015 with population of 53543	1	PG	Urban Infrastructure/ Architect	45,000	45,000	5,40,000	4,86,000	54,000	2,43,000
			1	PG	Civil Engineer/Urban Planner	45,000	45,000	5,40,000	4,86,000	54,000	2,43,000
			1	PG	MIS Specialist	45,000	45,000	5,40,000	4,86,000	54,000	2,43,000
			1	PG	Social Development Spl.	45,000	45,000	5,40,000	4,86,000	54,000	2,43,000
10	Bajjnath	15,449	1	PG	Urban Infrastructure	45,000	45,000	5,40,000	4,86,000	54,000	2,43,000
			1	PG	Civil Engineer	45,000	45,000	5,40,000	4,86,000	54,000	2,43,000
			1	PG	MIS Specialist	45,000	45,000	5,40,000	4,86,000	54,000	2,43,000
			1	PG	Social Development Spl.	45,000	45,000	5,40,000	4,86,000	54,000	2,43,000
11	Jawali	10,231	1	PG	Urban Infrastructure	45,000	45,000	5,40,000	4,86,000	54,000	2,43,000
			1	PG	Civil Engineer	45,000	45,000	5,40,000	4,86,000	54,000	2,43,000
			1	PG	MIS Specialist	45,000	45,000	5,40,000	4,86,000	54,000	2,43,000
			1	PG	Social Development Spl.	45,000	45,000	5,40,000	4,86,000	54,000	2,43,000

Handwritten signature

12	Theog	901	1	PG	Urban Infrastructure	45,000	45,000	5,40,000	4,86,000	54,000	2,43,000
			1	PG	MIS Specialist	45,000	45,000	5,40,000	4,86,000	54,000	2,43,000
13	Kullu	18,536	1	PG	MIS Specialist	45,000	45,000	5,40,000	4,86,000	54,000	2,43,000
			1	PG	Civil Engineer	45,000	45,000	5,40,000	4,86,000	54,000	2,43,000
14	Hamirpur	24,344	1	PG	Urban Infrastructure	45,000	45,000	5,40,000	4,86,000	54,000	2,43,000
			1	PG	Civil Engineer	45,000	45,000	5,40,000	4,86,000	54,000	2,43,000
			1	PG	MIS Specialist	45,000	45,000	5,40,000	4,86,000	54,000	2,43,000
			1	PG	Social Development Spl.	45,000	45,000	5,40,000	4,86,000	54,000	2,43,000
Total	54	--	--	52	--	--	2,80,80,000	2,52,72,000	28,08,000	1,26,36,000	

Approved

GFR 12 – C
[(See Rule 239)]
FORM OF UTILIZATION CERTIFICATE (FOR STATE GOVERNMENTS)
(Where expenditure incurred by Govt. bodies only)

Pradhan Mantri Awas Yojna, Housing For All Urban PMAY HFA (Urban)
Himachal Pradesh


Period : (1 April, 2018 – 31 March 2019)


Sl. No.	Letter No. and Date	Amount (in Rs.)	
1.	FNo – N -11011/ 519/2017-HFA I/V (FTS-9021642) dated 28.03.2019	1,56,29,000/-	Certified that out of Rs.1,56,29,000/- grants sanctioned during the year 2018-19 in favour of Govt. of Himachal Pradesh under the Ministry/Department Letter No. given in the margin and Rs. NIL on account of unspent balance of the previous year, a sum of Rs. 1,73,65,555/- (Rupees One Crore, Seventy Three Lakh, Sixty Five Thousand, Five Hundred and Fifty Five only) has been utilized for the purpose of the Establishment of State Level Technical Cell (SLTC) and City Level Technical Cell (CLTC) for which it was sanctioned and that the balance of Rs.63,352 (Sixty Three Thousand Three Hundred and Fifty Two only) remaining unutilized at the end of the year will be adjusted towards the grants payable during the next year 2019-20.
2.	UD-C(10)- 12/2015-L dated 23.04.2019 (State Share)	17,36,555	

2. Certified that I have satisfied myself that the conditions on which the grant-in-aid was sanctioned have been duly fulfilled/ are being fulfilled and that I have exercised the following checks to see that the money was actually utilized for the propose for which it was sanctioned.


Kind of checks exercised

1. Verification of amount from the Cash Book.
2. Actual disbursement to the Staff.


Joint Controller (F&A)
Urban Development
Himachal Pradesh
D.D.O. Code-079


Signature
Designation-Mission Director, PMAY HFA
Date

Director - cum - SLTC
Urban Development
Himachal Pradesh


Secretary (UD) to the
Govt. of H.P., Shimla - 2