

Government of Himachal Pradesh.
Finance Department "General"

No. Fin-D (B) 10-1/2016.

Dated

27th July, 2018.

NOTIFICATION

Subject: H.P. State Government Employees Group Insurance Scheme 1984- Tables of Benefit for the savings fund for the period from 1-7-2018 to 30-9-2018.


In continuation of this Department's Notification of even number, dated 31st March, 2018 and in supersession of earlier notification dated 2nd July, 2018, the Governor Himachal Pradesh is pleased to issue the table of benefits for the Savings Fund of H.P. State Government Employees Group Insurance Scheme 1984 for the period from 1-7-2018 to 30-9-2018. Earlier, the table of benefits under Himachal Pradesh Group Insurance Scheme 1984 was being issued on financial year basis. However, from the year 2017-2018, it has been decided that table of benefits will be issued on quarterly basis commencing from 1-4 -2017.

The benefits in the tables have been worked out on the basis of interest @ 7.60% per annum (Compounded Quarterly) for the period from 1-7-2018 to 30-9-2018.

New table of benefits for the saving fund of the Scheme based on a subscription of Rs.10/- per month from 1-4-1985 has been prepared for the period w.e.f 1-7-2018 to 30-9-2018. Another table of benefit for the saving fund based on the subscription of Rs 10/- per month upto 31-3-1990 and Rs. 15/- per month throughout after 1-4-1990 for those employees who had opted the revised rate of subscription w.e.f 01-04-1990 has also been drawn up for the period w.e.f 1-7-2018 to 30-9-2018 .The copies of tables are (Annexure I and II).

While calculating the amount it has been assumed that full subscription has been recovered or will be recovered from the salary for the month in which the employee ceases to be in the Government Service, failing which the same should be deducted from the accumulated amounts payable.

While these orders are in respect of Table of Benefits for the period from 1-7-2018 to 30-9-2018, the tables already issued for the previous quarter from 1-4-2018 to 30-6-2018 are also reproduced for the sake of convenience and consolidation.


27/7/18

By order

Addl. Chief Secretary (Fin.) to the
Government of Himachal Pradesh.

Contd. -- P.2/-


Endst No. as above.

Dated

27th July, 2018.

Copy forwarded for information and necessary action to:-

- (1) All Administrative Secretaries/Secretaries/ Special Secretaries /Addl. Secretaries/ Joint Secretaries / Deputy Secretaries / Under Secretaries to the Govt. of Himachal Pradesh Shimla-2.
- (2) The Secretary to the Governor of Himachal Pradesh, Shimla-2.
- (3) The Secretary, H.P. Vidhan Sabha Shimla-4.
- (4) The Registrar H.P. Hon'ble High Court Shimla-171001.
- (5) The Deputy Accountant General, Himachal Pradesh, Shimla-3.
- (6) All the Head of Departments of Himachal Pradesh.
- (7) All Divisional Commissioner in Himachal Pradesh.
- (8) All the Deputy Commissioners of Himachal Pradesh.
- (9) All Treasury Officers/Assistant Treasury Officers/Sub-Treasuries Officers of H.P.
- (10) Sr. Tech. Dir. Informatics Centre H.P Unit Shimla-2 with the request to Upload the Group Insurance Scheme Benefit Table on the website of Finance (General).


27/7/18
Joint Secretary (Finance) to the
Government of Himachal Pradesh.

Annexure –I.

Accumulated value of contribution from 1st April 2018 to 30-09- 2018, @ (Rs 10/- Per Month)

Year of Entry	From 1-4-2018 to 30-6-2018			From 1-7-2018 to 30-9-2018		
	April	May	June	July	August	Sept.
1985-86	19819.71	19951.44	20084.01	20217.41	20351.65	20486.74
1986-87	17678.46	17796.72	17915.73	18035.48	18155.99	18277.26
1987-88	15759.54	15865.72	15972.58	16080.10	16188.31	16297.19
1988-89	14047.70	14143.11	14239.12	14335.73	14432.96	14530.79
1989-90	12499.22	12584.88	12671.09	12757.83	12845.13	12932.97
1990-91	11121.00	11197.99	11275.46	11353.43	11431.88	11510.83
1991-92	9895.79	9965.07	10034.78	10104.94	10175.54	10246.58
1992-93	8808.63	8871.07	8933.90	8997.12	9060.75	9124.77
1993-94	7845.72	7902.09	7958.83	8015.92	8073.37	8131.18
1994-95	6986.34	7037.31	7088.60	7140.22	7192.15	7244.42
1995-96	6223.61	6269.78	6316.24	6362.99	6410.03	6457.38
1996-97	5547.15	5589.07	5631.24	5673.68	5716.39	5759.37
1997-98	4946.63	4984.76	5023.13	5061.75	5100.60	5139.70
1998-99	4411.68	4446.44	4481.43	4516.63	4552.06	4587.71
1999-20	3935.40	3967.17	3999.13	4031.30	4063.67	4096.25
2000-01	3518.25	3547.40	3576.72	3606.23	3635.93	3665.81
2001-02	3145.05	3171.85	3198.81	3225.94	3253.24	3280.72
2002-03	2809.33	2834.01	2858.85	2883.84	2908.99	2934.30
2003-04	2506.56	2529.34	2552.26	2575.32	2598.53	2621.88
2004-05	2230.21	2251.24	2272.41	2293.71	2315.15	2336.72
2005-06	1976.06	1995.50	2015.05	2034.74	2054.54	2074.47
2006-07	1741.26	1759.22	1777.30	1795.48	1813.78	1832.20
2007-08	1524.35	1540.95	1557.64	1574.45	1591.36	1608.37
2008-09	1323.96	1339.29	1354.72	1370.25	1385.87	1401.59
2009-10	1138.82	1152.99	1167.25	1181.59	1196.03	1210.56
2010-11	967.79	980.88	994.05	1007.31	1020.65	1034.07
2011-12	809.78	821.88	834.05	846.30	858.62	871.03
2012-13	663.69	674.86	686.11	697.43	708.82	720.28
2013-14	529.45	539.78	550.18	560.64	571.17	581.76
2014-15	406.29	415.84	425.46	435.14	444.88	454.68
2015-16	293.34	302.18	311.08	320.04	329.06	338.13
2016-17	189.70	197.89	206.14	214.44	222.78	231.19
2017-18	94.61	102.20	109.85	117.54	125.28	133.07
2018-19	7.00	14.04	21.13	28.27	35.44	42.67


27/7/18

--- P.2/---

The amounts indicated in the tables have been worked out on the basis of following rates of interest per Annum/Quarter (compounded quarterly):-

Note Basis used:-

From	To	Interest.
01-04-1985	31-03-1987	11%
01-04-1987	31-03-2001	12%
01-04-2001	31-03-2002	11%
01-04-2002	31-03-2003	9.50%
01-04-2003	31-03-2004	9.00%
01-04-2004	28-02-2012	8.00%
01-03-2012	30-06-2012	8.60%
01-07-2012	30-06-2013	8.80%
01-07-2013	30-06-2016	8.70%
01-07-2016	31-12-2016	8.10%
01-01-2017	31-03-2017	8.00%
01-04-2017	30-6-2017	8.00%
01-07-2017	30-9-2017	7.90%
01-10-2017	31-12-2017	7.80%
01-01-2018	31-03-2018	7.80%
01-04-2018	30-06-2018	7.60%
01-07-2018	30-9-2018	7.60%


27/7/18

Annexure-II

Year of cession of membership for the year 2018-19 contribution @ Rs 10/- PM Upto 31-3-1990 and Rs 15/- Throughout after 1-4-1990/ Accumulated value of contribution from 1st April 2018 to 30-09-2018 @ (Rs 15/- per month)

Year of Entry	From 1-4-2018 to 30-6-2018			From 1-7-2018 to 30-9-2018		
	April	May	June	July	August	Sept.
1985-86	25380.77	25551.01	25722.32	25894.71	26068.18	26242.74
1986-87	23246.37	23403.18	23560.97	23719.75	23879.54	24040.33
1987-88	21326.68	21471.40	21617.03	21763.58	21911.05	22059.46
1988-89	19612.21	19746.14	19880.92	20016.54	20153.02	20290.35
1989-90	18061.93	18186.11	18311.06	18436.81	18563.34	18690.67
1990-91	16688.46	16803.99	16920.25	17037.24	17154.97	17273.44
1991-92	14850.86	14954.83	15059.45	15164.72	15270.67	15377.27
1992-93	13224.80	13318.53	13412.85	13507.77	13603.28	13699.40
1993-94	11772.40	11856.99	11942.11	12027.77	12113.97	12200.71
1994-95	10487.34	10563.84	10640.83	10718.30	10796.25	10874.70
1995-96	9344.36	9413.67	9483.42	9553.60	9624.23	9695.30
1996-97	8330.84	8393.77	8457.10	8520.82	8584.95	8649.48
1997-98	7424.67	7481.89	7539.48	7597.43	7655.75	7714.43
1998-99	6625.84	6678.04	6730.57	6783.43	6836.63	6890.15
1999-20	5909.12	5956.81	6004.80	6063.09	6101.68	6150.59
2000-01	5277.64	5321.35	5365.34	5409.61	5454.16	5498.98
2001-02	4715.62	4755.80	4796.23	4836.92	4877.86	4919.06
2002-03	4216.75	4253.79	4291.06	4328.57	4366.31	4404.29
2003-04	3757.96	3792.11	3826.48	3861.06	3895.86	3930.88
2004-05	3345.31	3376.86	3408.62	3440.57	3472.72	3505.08
2005-06	2964.09	2993.24	3022.58	3052.10	3081.81	3111.71
2006-07	2611.90	2638.84	2665.94	2693.22	2720.67	2748.30
2007-08	2286.53	2311.42	2336.47	2361.67	2387.03	2412.56
2008-09	1985.94	2008.93	2032.08	2055.37	2078.80	2102.39
2009-10	1708.24	1729.49	1750.87	1772.39	1794.05	1815.84
2010-11	1451.68	1471.32	1491.08	1510.97	1530.97	1551.11
2011-12	1214.67	1232.81	1251.07	1269.45	1287.94	1306.54
2012-13	995.53	1012.30	1029.17	1046.14	1063.23	1080.42
2013-14	794.17	809.67	825.27	840.96	856.75	872.64
2014-15	609.43	623.77	638.19	652.71	667.32	682.02
2015-16	440.00	453.27	466.63	480.06	493.58	507.19
2016-17	284.55	296.84	309.21	321.65	334.18	346.78
2017-18	141.91	153.30	164.77	176.31	187.92	199.60
2018-19	10.50	21.07	31.70	42.40	53.17	64.00

27/7/18

P.21

--2--

The amounts indicated in the tables have been worked out on the basis of following rates of interest per Annum/Quarters (compounded quarterly):-

From	To	Interest.
01-04-1985	31-03-1987	11%
01-04-1987	31-03-2001	12%
01-04-2001	31-03-2002	11%
01-04-2002	31-03-2003	9.50%
01-04-2003	31-03-2004	9.00%
01-04-2004	28-02-2012	8.00%
01-03-2012	30-06-2012	8.60%
01-07-2012	30-06-2013	8.80%
01-07-2013	30-06-2016	8.70%
01-07-2016	31-12-2016	8.10%
01-01-2017	31-03-2017	8.00%
01-04-2017	30-6-2017	8.00%
01-07-2017	30-9-2017	7.90%
01-10-2017	31-12-2017	7.80%
01-01-2018	31-03-2018	7.80%
01-04-2018	30-6-2018	7.60%
01-07-2018	30-9-2018	7.60%

27/7/18